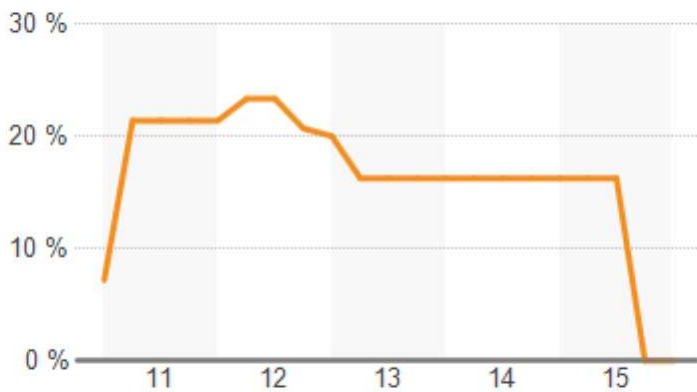


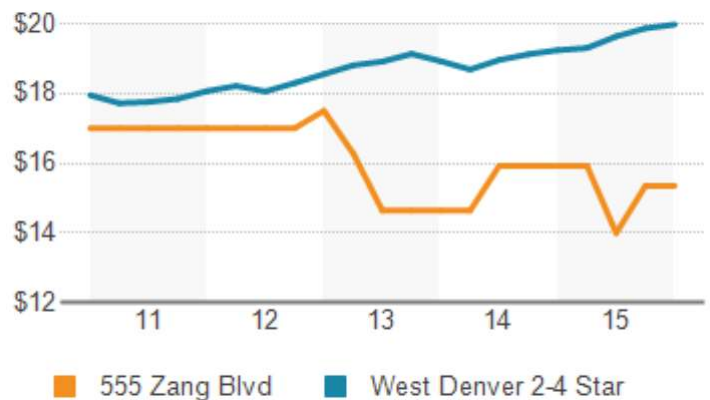
# 555 Zang Blvd

Office	555 Zang Blvd	West Denver 2-4 Star	West Denver	Denver
Buildings	1	660	717	5,114
Existing SF	122,780	13,354,658	13,716,351	162,211,043
Average Building SF	122,780	20,234	19,130	31,719
Under Construction	-	211,258	211,258	2,898,231
<b>Leasing</b>				
Gross Rent Per SF	\$15.35	\$19.97	\$20.13	\$24.88
Vacancy Rate	0.0%	12.1%	12.1%	10.7%
Available Spaces	2	576	585	4,864
Available SF	16,871	2,094,967	2,142,735	24,788,270
12 Mo. Absorption SF	19,926	253,801	302,877	2,633,095
12 Mo. Leasing SF	19,926	748,702	857,924	13,850,858
<b>Sales Past Year</b>				
Properties	-	51	57	354
Sales Volume (Mil.)	-	\$234	\$236	\$2,711
Avg Sale Price (Mil.)	-	\$4.9	\$4.5	\$8.3
Sale Price Per SF	-	\$146	\$146	\$198
Cap Rate	-	7.7%	7.7%	7.0%

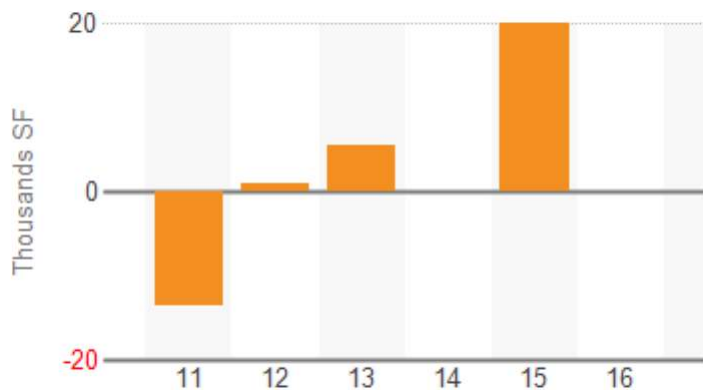
## Vacancy Rate



## Gross Asking Rent Per SF



## Net Absorption



## Probability of Leasing in Months

